



# AIR CRE CONTRACTS

---

## PARTNER INSTALLATION GUIDE

For information or assistance with any of AIR CRE's products & services, please contact us:

**Purchasing & Registration**

AIR CRE Contracts  
(866) 946-2472

**Technical Support**

AIR CRE IT Department  
support@aircre.com

**Online Training**

[Click Here](#)

**Demos & Training**

Martin Vartanian  
mvartanian@aircre.com

# ACCESS YOUR CUSTOM SPLASH PAGE

1 Click on GET THE SOFTWARE

## IF YOU'RE CLOSING DEALS, THEN YOU NEED CONTRACTS

AIR CRE has partnered with eXp to provide its team members with [FREE access](#) to AIR CRE Contracts. This is a unique application of customizable commercial real estate contract templates, including Purchase and Sale, Lease, and Listing agreements. The application includes 50+ of the most commonly used CRE contracts, written to be completely party-neutral, so you can close your deals legally, efficiently, and cost effectively. Developed by top attorneys, brokers, property managers and other real estate experts, AIR CRE Contracts are the most efficient way to close a deal.

Available for: Alabama, Alaska, Arizona, Arkansas, California, Colorado, Connecticut, Delaware, District of Columbia, Florida, Georgia, Idaho, Illinois, Indiana, Kansas, Kentucky, Louisiana, Maine, Maryland, Massachusetts, Michigan, Minnesota, Mississippi, Missouri, Montana, Nevada, New Hampshire, New Jersey, North Carolina, North Dakota, Ohio, Oklahoma, Oregon, Pennsylvania, Rhode Island, South Carolina, South Dakota, Tennessee, Texas, Utah, Virginia, West Virginia, Wyoming.

(All other markets coming soon)



GET THE SOFTWARE 1



PRODUCT OVERVIEW



ATTEND A DEMO

# VALIDATE EMAIL

- 1 Enter your Email Address
- 2 Click on VALIDATE EMAIL



If you are an eXp Commercial agent, the Contracts software is **FREE**.  
Use the form below to access your complimentary copy.

## AIR CRE Contracts for Windows™

Please use your eXp Commercial email address to obtain your free software.

1  2 **VALIDATE EMAIL**

# VALIDATE EMAIL

Check your email for the AIR CRE Contracts Email Verification email

- 1 Click the link to CONFIRM YOUR EMAIL ADDRESS. This will take you back to the registration page to complete your checkout.

AIR CRE Contracts Email Verification



AIR CRE Contracts Registration  
To partners@expcommercial.com

Dear [partners@expcommercial.com](mailto:partners@expcommercial.com).

Thanks for getting started with our AIR CRE Contracts.

We need a little more information to complete your registration, including a confirmation of your email address.

Click below to confirm your email address:

- 1 <https://www.aircrecontracts.com/verificationcode?code=JOTEH8cGc8qZDtfBa%2bZFqQKfsfV%2ftpwtD1SBDVNiTc%2bjZpOqAuuG%2bN3NCze2k0%2fk>

If you have problems, please paste the above URL into your web browser.

**AIR CRE Contracts Team**

866.946.2472

[contracts@aircre.com](mailto:contracts@aircre.com)



[AIRCRE.com](http://AIRCRE.com)

800 West 6th Street, Suite 1000, Los Angeles, CA 90017

# SELECT STATE OPTIONS

- 1 Select the state version you would like to download
- 2 Enter your information
- 3 Review and agree to the **TERMS OF SERVICE** and **PRIVACY POLICY** by clicking on **Agree** at the bottom of each page.
- 4 Click on **CONTINUE**



## AIR CRE Contracts for Windows™

State:  1

partners@expcommercial.com

2

<input type="text" value="First Name"/>	<input type="text" value="Last Name"/>	
<input type="text" value="Company Name"/>		
<input type="text" value="Address Line 1"/>		
<input type="text" value="Address Line 2"/>		
<input type="text" value="City"/>	<input type="text" value="State"/>	<input type="text" value="Zip Code"/>
<input type="text" value="Phone Number"/>		
<input type="text" value="How Did You Learn Of AIR CRE Contracts?"/>	<input type="text" value="Other"/>	
<input type="text" value="What Is Your Profession?"/>	<input type="text" value="Other"/>	

### Terms of Service

Please **review and AGREE** to the Terms of Service and Privacy Policy by clicking on the buttons below.

3

I WANT TO BE NOTIFIED OF AIR CRE CONTRACTS UPDATES AND OFFERS BY EMAIL.

4  

# DOWNLOAD SOFTWARE

Check your email for the AIR CRE Contracts Email with Download Instructions

- 1 Copy REGISTRATION CODE from the email and insert into the web page when requested
- 2 Click on the DOWNLOAD LINK. This will take you to the download page.

Dear Melinda Johnson,

Thank you for purchasing AIR CRE Contracts. Please see below for your Order Confirmation and instructions on how to apply your Registration and start using AIR CRE Contracts. If you have any questions or need assistance, please contact the AIR CRE Contracts Support at 866.946.2472. |

#### Registration Code

Your Software Registration Code is: **4543497B-BB36-4EDE-97D8-94C708860CEC**

#### Download Link

Your Download Link is: <https://www.aircrecontracts.com/Download/InstallRetrieve?validURL-bhfS%2fh8WFdvogYJXazefeA%3d%3d&sid-1>

#### Installation Instructions

1. Click the DOWNLOAD Link above.
2. When the DOWNLOAD page opens, click DOWNLOAD NOW, and then select the location it will be saved on your computer.
3. Navigate to the Downloaded file, select it, then RUN the installer file.
4. Once the installation is completed, launch the AIR CRE Contracts Application.
5. Copy and paste the REGISTRATION CODE below into the box displayed on the ACTIVATE and REGISTER window.
6. Click APPLY.
7. Your software has been installed and registered for use.

#### Order Confirmation



Melinda Johnson  
Noble Management Company  
5241 E. Santa Ana Canyon Road  
Suite 132  
Anaheim, CA 92807

Order Date: 5/10/2024  
Order #: 58237  
Contracts Acct ID: 36646  
AIR Office #: 1012667

**Registration Code:** 4543497B-BB36-4EDE-97D8-94C708860CEC

**Primary User:** Melinda Johnson [soldbymelinda@gmail.com]

**Payment Type:** ~~mastercard~~ - Online

Item Code	Description	Amount
6303	Registration with 199 Form Credits [199 Credits] <i>Registration with 199 Form Credits</i>	\$600.00
<b>Total Purchase:</b>		<b>\$600.00</b>



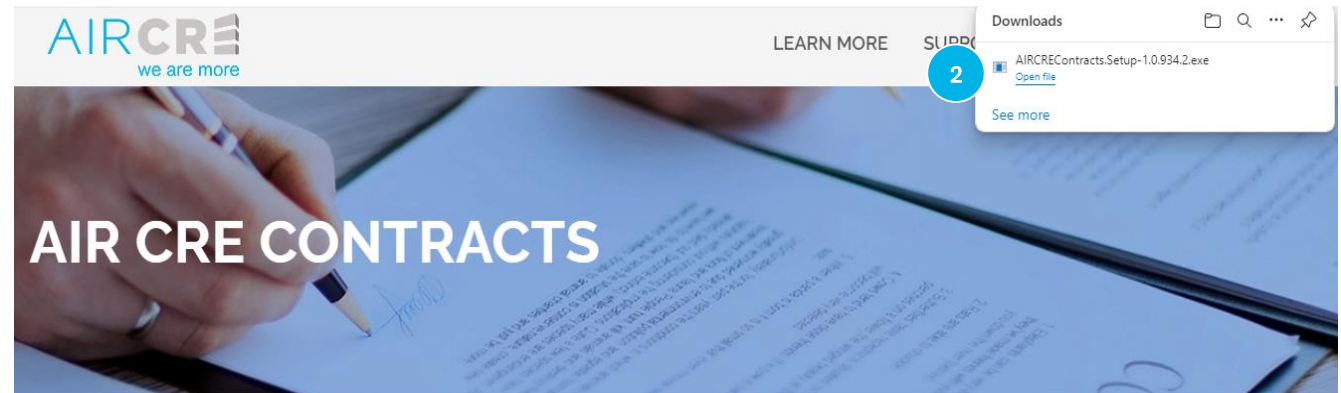
# DOWNLOAD SOFTWARE USING GOOGLE CHROME

- 1 Click on the **DOWNLOAD NOW**
- 2 Once the .exe file has finished downloading, click on the file to start the installation

The screenshot displays the AIR CRE Contracts website. At the top left is the AIR CRE logo with the tagline "we are more". To the right are links for "LEARN MORE" and "SUPPORT". A notification bubble in the top right corner shows a download icon, the number "2", and the text "AIRCREContracts.Setup-1.0.934.2 (2).exe" with "89.0 MB • Done". The main content area features a background image of a hand signing a document, with the text "AIR CRE CONTRACTS" overlaid. Below this is a link "Download AIR CRE Contracts for Windows™". A second notification bubble on the left side of the page shows the number "1" and a "DOWNLOAD NOW" button. Below the link is a button labeled "SEE THE LATEST APP UPDATES".

# DOWNLOAD SOFTWARE USING MICROSOFT EDGE

- 1 Click on the **DOWNLOAD NOW**
- 2 Once the .exe file has finished downloading, click on **OPEN FILE** to start the installation



Download AIR CRE Contracts for Windows™

1 **DOWNLOAD NOW**

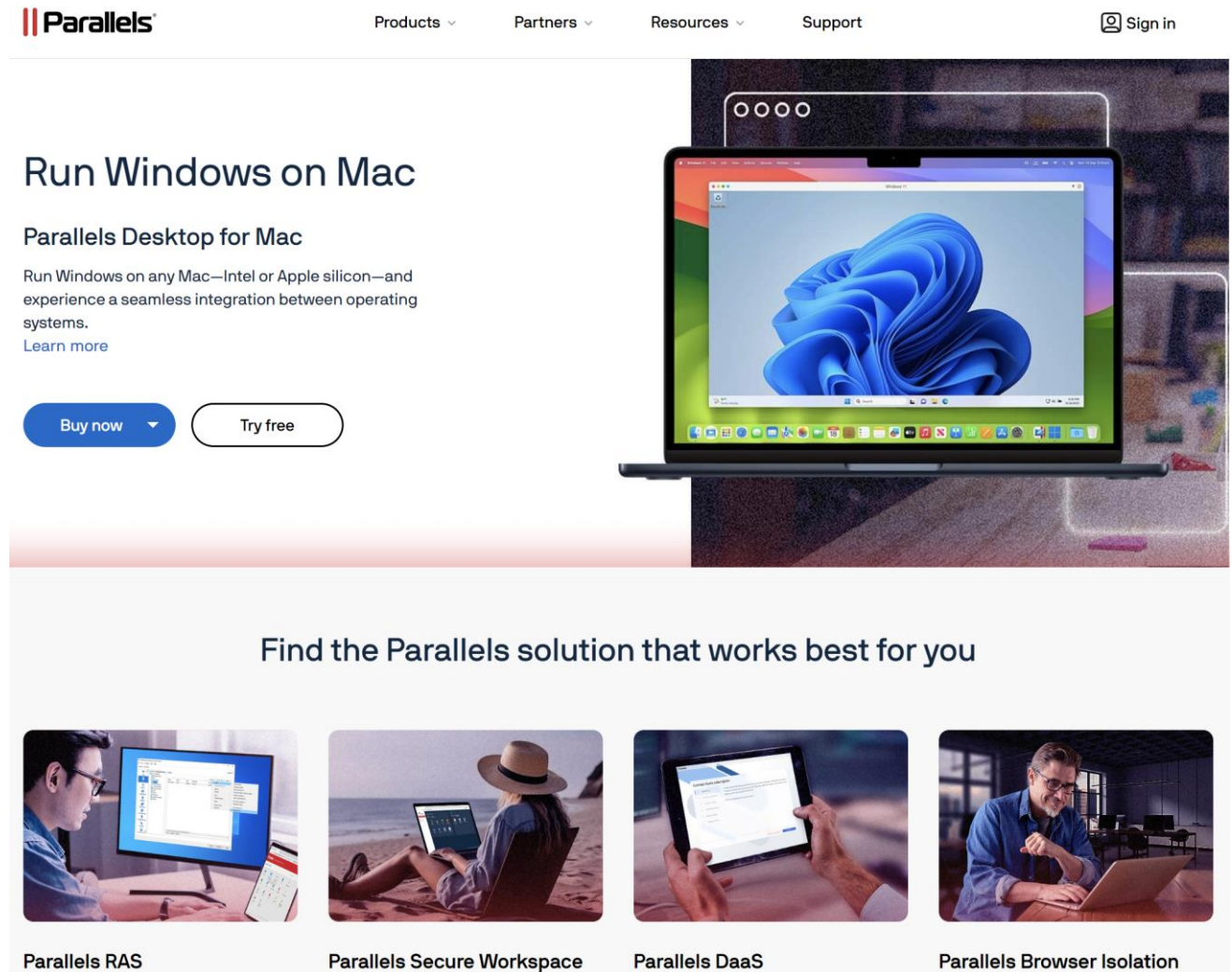
SEE THE LATEST APP UPDATES



# DOWNLOAD SOFTWARE USING MAC

The software is designed for PC systems only. However, if you install Parallels Desktop for Mac, you can then install the software using one of the options on the previous 2 pages.

- 1 Install Parallels by going to: <https://www.parallels.com/>



The screenshot shows the Parallels website for Mac users. At the top, there is a navigation bar with the Parallels logo, and links for Products, Partners, Resources, Support, and a Sign in button. The main heading is "Run Windows on Mac". Below this, it says "Parallels Desktop for Mac" and "Run Windows on any Mac—Intel or Apple silicon—and experience a seamless integration between operating systems." There is a "Learn more" link and two buttons: "Buy now" and "Try free". To the right is a large image of a laptop displaying a Windows desktop with a blue abstract wallpaper. Below the main heading, there is a section titled "Find the Parallels solution that works best for you" with four cards: "Parallels RAS" (a man at a computer), "Parallels Secure Workspace" (a woman on a beach with a laptop), "Parallels DaaS" (hands holding a tablet), and "Parallels Browser Isolation" (a man at a laptop).

# SOFTWARE INSTALLATION

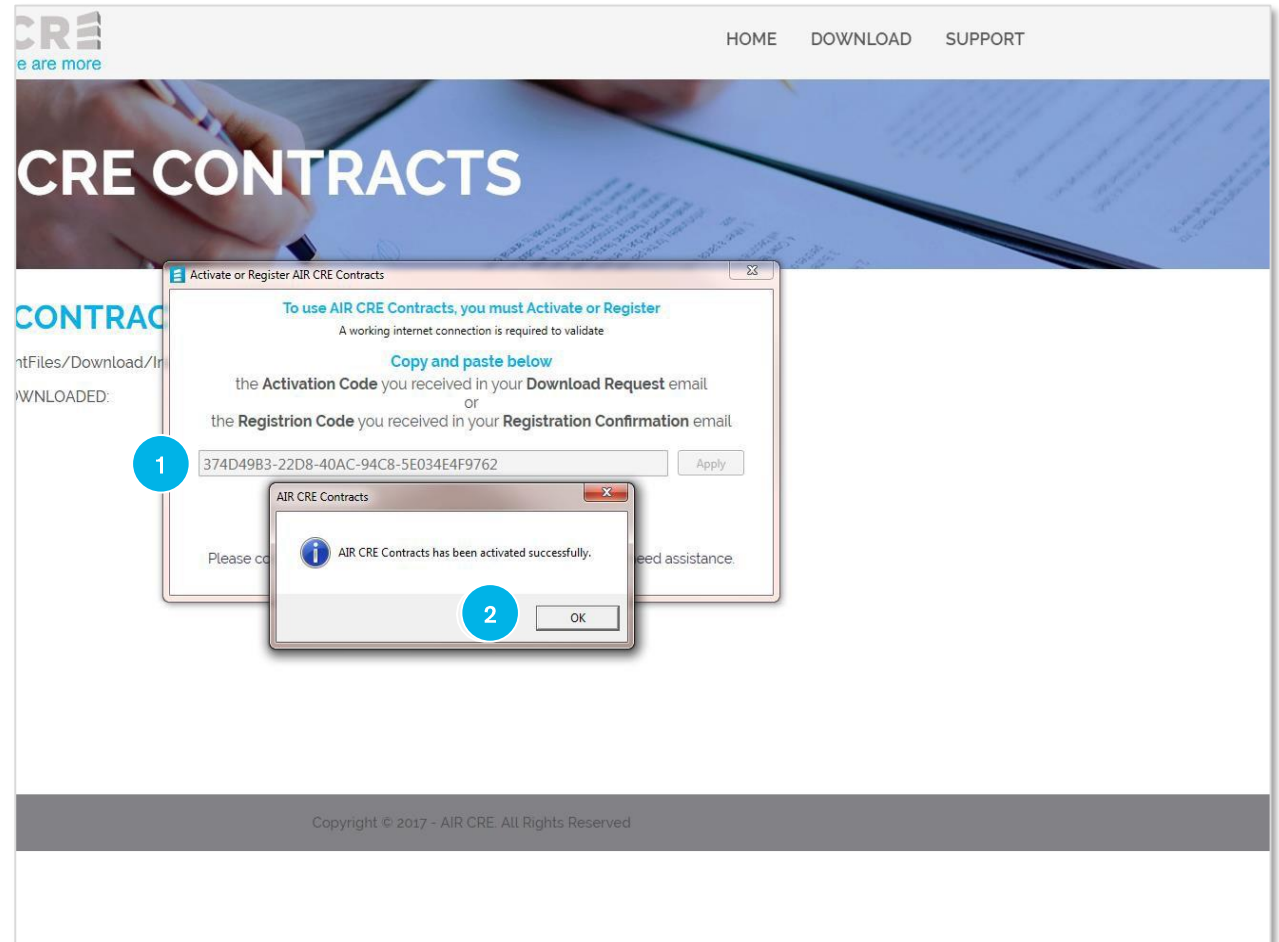
1 Click on the RUN SETUP

\* If installing on a MAC,  
uncheck AIR CRE Printer

The screenshot shows a web browser displaying the AIR CRE Contracts website. The website header includes the AIR CRE logo with the tagline "we are more" and navigation links for HOME, DOWNLOAD, and SUPPORT. The main content area features a large banner with the text "AIR CRE CONTRACTS" and a "DOWNLOAD AIR CRE CONTRACTS" button. Below the banner, there is a dropdown menu for selecting the state version to be downloaded, currently set to "California", and a "Download Now" button. An "AIR CRE Contracts Installer" window is overlaid on the website, showing a list of components to be installed: "AIR CRE Printer" and "AIR CRE Contracts". Both components are checked. A blue circle with the number "1" is positioned over the "Run Setup" button in the installer window.

# SOFTWARE REGISTRATION

- 1 Using the REGISTRATION CODE from your last email, copy/paste into the field and then click on APPLY
- 2 When you see the new AIR CRE CONTRACTS pop up window, click on OK to complete the installation



# LAUNCH THE APP

1 Click on the AIR CRE CONTRACTS icon on your desktop to launch the application

2 The application will open to the Startup page

[CLICK HERE](#) to access the AIR CRE Contracts Training Resources

